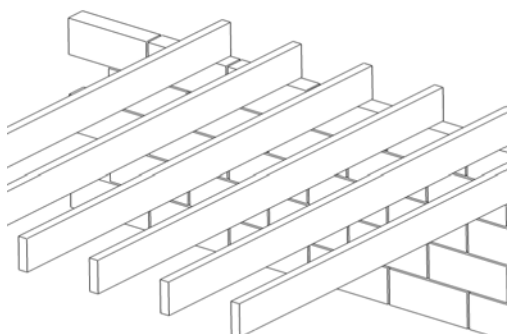
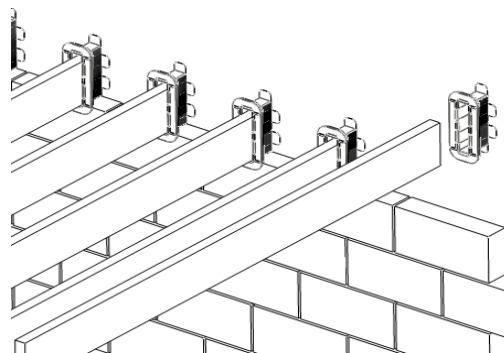


### Joist Seal Fixing Details

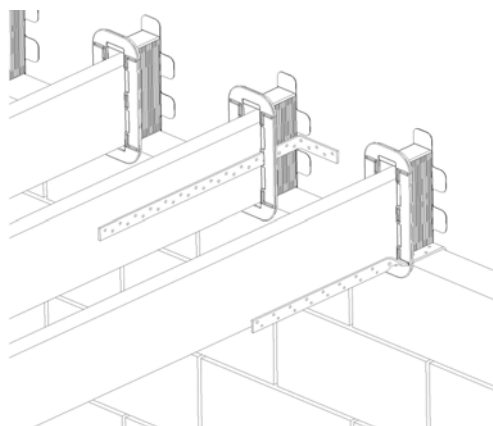
CODE **G912/3**



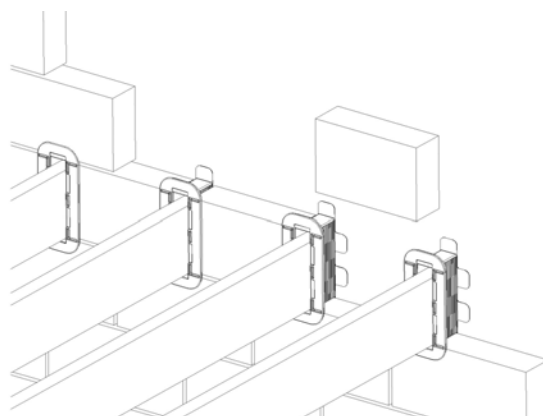
1. Lay out joists to ensure they are the correct length. There should be at least 90mm bearing on the block work.




2. Push joist seal on to the end of each joist and place back on the blockwork. Pack joist level if required.



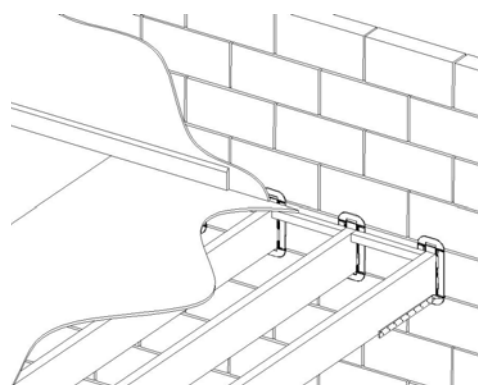
3. Restraining straps should be fitted at 2m centres to comply with building regulations. Trim out one of the pockets in the appropriate position using a sharp knife, push the strap through the joist seal and secure to the joist.



4. To fill in between the joists use cut blockwork. Mortar each block into position. Take care not to damage the foam seal on the inner flange.



5. Continue blockwork as per normal building practice.



6. Finish surrounding detail in the conventional manner.

Note: If using joists smaller than the joist seal or timber-engineered joists the gaps around the joist should be filled to prevent movement and maintain the thermal and fire performance of the wall. See sheet 2 for further details.

MANTHORPE BUILDING PRODUCTS LTD  
MANTHORPE HOUSE  
BRITAIN DRIVE  
CODNOR GATE BUSINESS PARK  
RIPLEY  
DERBYSHIRE DE5 3ND

TEL: 01773 514 200  
FAX: 01773 514 262  
EMAIL:  
[sales@manthorpe.co.uk](mailto:sales@manthorpe.co.uk)  
WEB:  
[www.manthorpe.co.uk](http://www.manthorpe.co.uk)

DRN MC

Date 29.3.05

The company maintains a policy of continuous development of its product range and reserves the right to amend the specification without notice.

DRG No

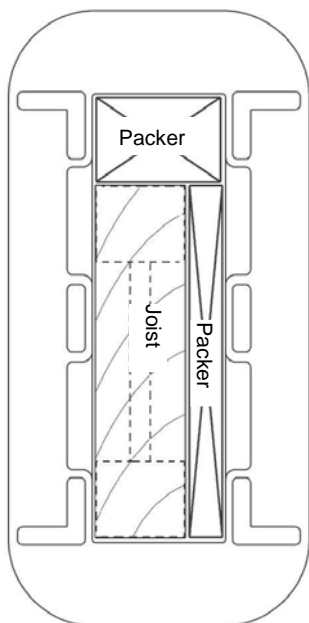
**MBP 8206**  
Sheet 1 of 2

Issue

**F**

### Joist Seal Fixing Details

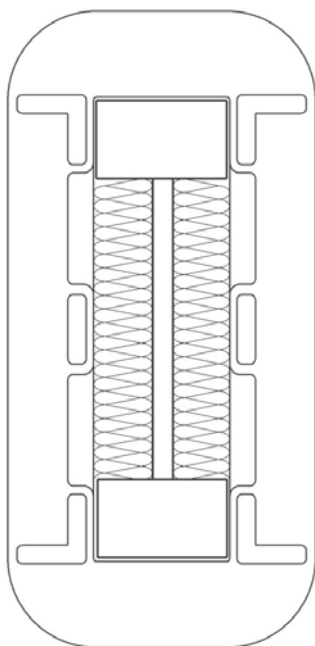
CODE **G912/3**



If using joists smaller than the joist seal the gaps around the joist should be filled to prevent movement and maintain the structural integrity of the wall and floor.

Material such as Plywood, OSB, Laminated Veneer Lumber (LVL), Laminated Strand Lumber (LSL) or Kiln Dried timber (joist off cuts) can be used. Timber with high moisture content or timber which has become wet on site should not be used, as this will shrink when it dries out.

To avoid squeaks and rattles, and to prevent dislodgement of the packers, nail and glue packer pieces to the end of the joist.



If using Timber engineer Joists, tightly pack gaps around webs with mineral wool to maintain the thermal and fire protection properties of the wall. This is of particular importance in party walls.

For further information the fire resistance performance of the joist seal refer to the Warrington Fire Research Centre Assessment WFRC 142893.

Note. If using a joist smaller than the joist seal it should be pack as above before filling any remaining gaps with mineral wool.

MANTHORPE BUILDING PRODUCTS LTD  
MANTHORPE HOUSE  
BRITAIN DRIVE  
CODNOR GATE BUSINESS PARK  
RIPLEY  
DERBYSHIRE DE5 3ND

TEL: 01773 514 200  
FAX: 01773 514 262  
EMAIL:  
[sales@manthorpe.co.uk](mailto:sales@manthorpe.co.uk)  
WEB:  
[www.manthorpe.co.uk](http://www.manthorpe.co.uk)

DRN MC

Date 29.03.05

The company maintains a policy of continuous development of its product range and reserves the right to amend the specification without notice.

DRG No

**MBP 8206**  
Sheet 2 of 2

Issue

**F**